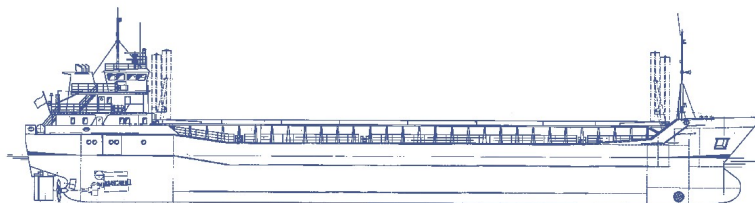


SHIPS PARTICULARS

MV MARCUS



Callsign	ONLC	Port of Registry	Antwerp	Flag	Belgian
IMO number	9313656	Official No	SR0107	MMSI Number	

SHIP SPECIFICATION			
Type of vessel	General Dry Cargo Ship – multipurpose Single deck – single hold – steel floored Box shaped – one cargo hold Grain fitted – two moveable bulkheads		
Builder	Slovenske Lodenice A.S. 94525 Komarno, Slovakia Republic	Year of delivery	2004
Operating area	Europe, North Africa, Mediterranean	Service Speed	11.0 kn
Class. Society	Bureau Veritas	P & I	NNPC
Hull & Machinery	Marsh		

TONNAGE/DRAFTS			
Gross tonnage	2461 mts	Summer draft	5,593 m
Net tonnage	1369 mts	Winter draft	5,476 m
Summer Deadweight	3798 (incl. bkhs) mts	Summer freeboard	1,52 m
Summer displacement	5022,8 mts	Winter Deadweight	3671 mts
DWCC Summer / Winter	abt. 3550 mts / abt 3420 mts	Keel to highest fixed point	25,2 m
Light ship	1212,8 mts	Air draft in full ballast condition	21,5 m

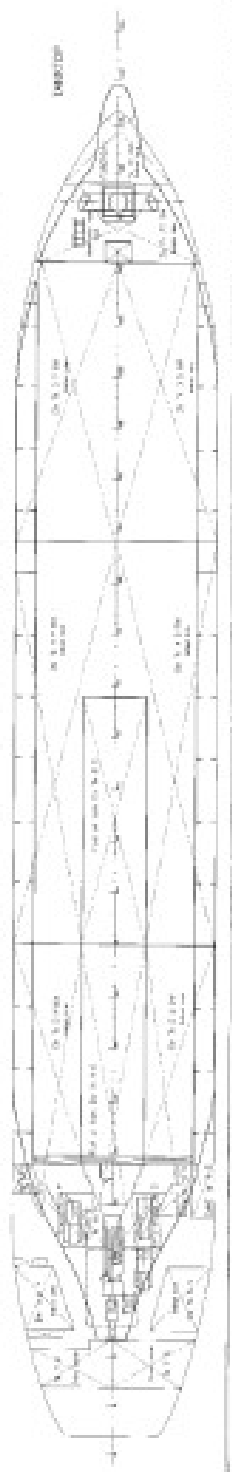



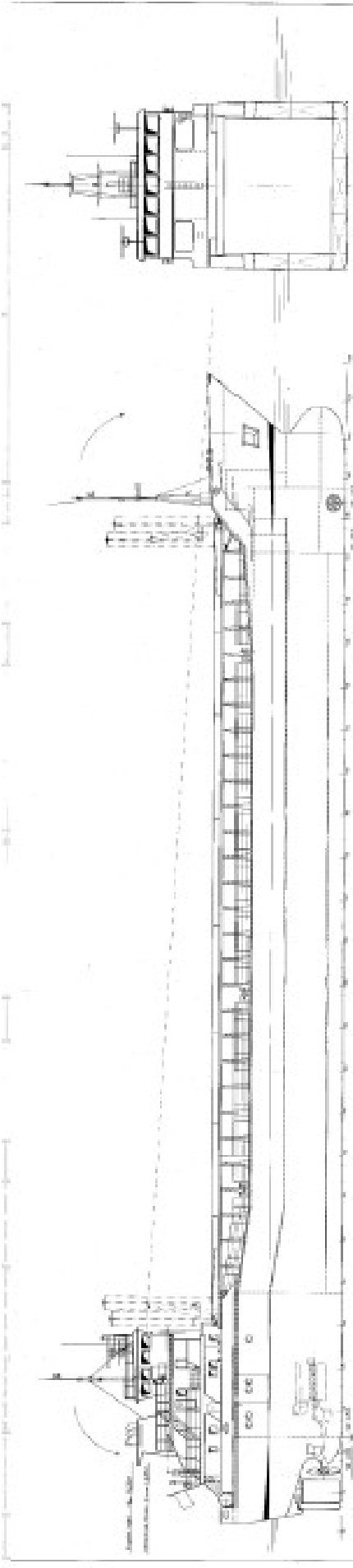
DIMENSIONS			
Length over all	87.80 m	Cargo hold dimension	56,55 x 10,20 x 8,15 m
Length between perp.	81,00 m	Hatch Cover Type	Kvaerner Multi-fold Crocodile
Breadth moulded	12,80 m	Box opening hatch	56,55 m
Breadth Extreme	12,98 m	Box opening hatch bulkheads in storage position	55,65 m
Depth (moulded)	7,10 m	Hatch Dimensions (L x B)	1 hatch, 56,55 x 10,20m
SWL Tanktop	15,00 t/m ²	Hold capacity grain	4.613 cbm / 162906 cbft
SWL Hatch cover	1,6 t/m ²	Hold capacity bale	4.560 cbm / 161034 cbft
Distance from waterline to top of hatch coaming in full ballast condition	6,05 m	Containers 20' (hold/hatch)	Not fitted

TECHNICAL SPECIFICATIONS	
Main Engine	MAK 8M20, 1520 kW
Bow thruster	1 x 185 kW
Fuel	MGO
Electrical Ventilation	Fitted
IMO Fitted	Yes / various classes

TANK CAPACITY	
Ballast Water	1652 cubm
Gas oil	122 mts
Fresh Water	48 mts


Boeckmans
chartering@boeckmans.be

All details given in good faith and believed to be correct, but without guarantee



CARGO MOTOR SHIP
2481 OT

SHIP DIMENSIONS

Length overall	100.00 m
Length between perpendiculars	80.00 m
Beam	12.00 m
Depth to main deck	7.00 m
Depth to upper deck	4.00 m
Depth to lower deck	2.00 m
Depth to keel	1.00 m
Freeboard	1.00 m
Freeboard at bow	1.00 m
Freeboard at stern	1.00 m
Freeboard at midships	1.00 m
Freeboard at quarter	1.00 m
Freeboard at beam	1.00 m
Freeboard at keel	1.00 m
Freeboard at bottom	1.00 m
Freeboard at top	1.00 m
Freeboard at side	1.00 m
Freeboard at bow	1.00 m
Freeboard at stern	1.00 m
Freeboard at midships	1.00 m
Freeboard at quarter	1.00 m
Freeboard at beam	1.00 m
Freeboard at keel	1.00 m
Freeboard at bottom	1.00 m
Freeboard at top	1.00 m
Freeboard at side	1.00 m

Scale: 1:100 AS T W 1:100 AS T W
 Drawn by: [Name]
 Checked by: [Name]

Approved by: [Signature]
 Date: [Date]
 Project: [Project Name]
 Drawing No.: [Drawing No.]
 Scale: [Scale]
 Sheet No.: [Sheet No.]